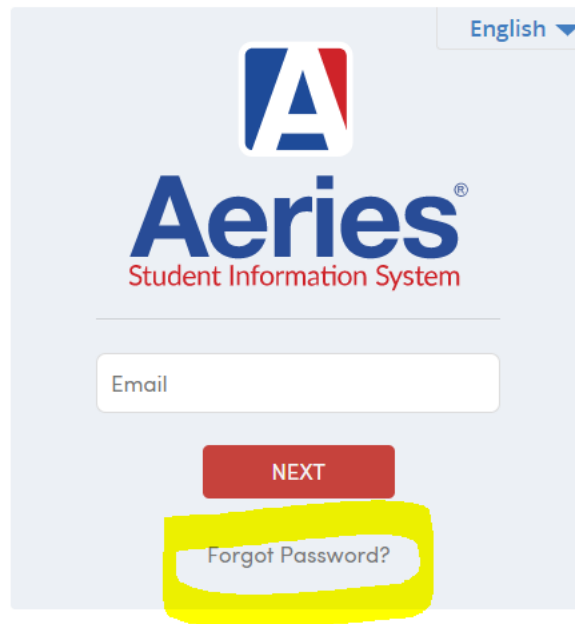


Aeries Parent & Student Portal Password Reset

How to reset your Aeries Parent or Student Portal account password.

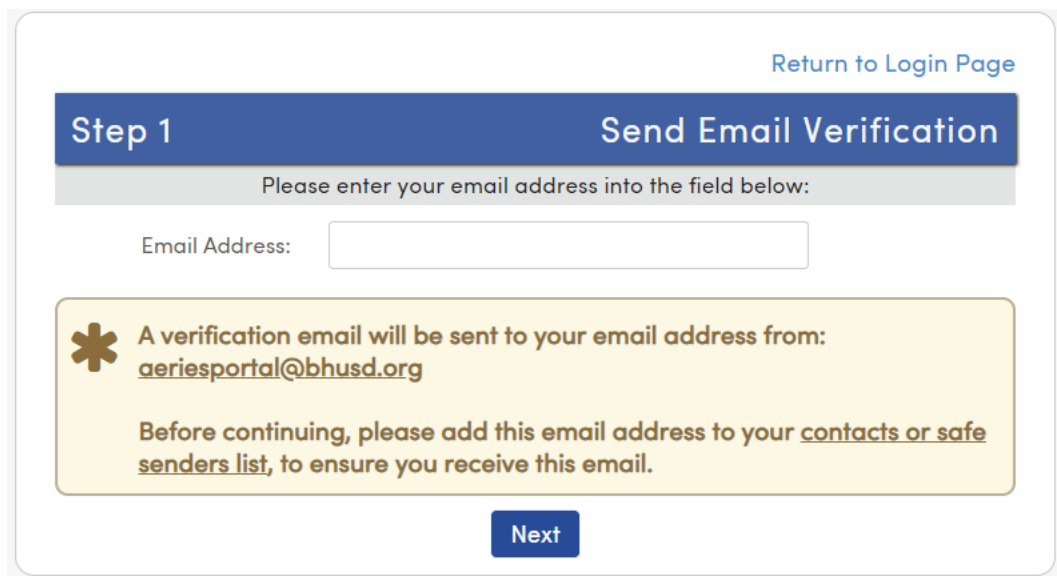
<https://beverlyhillsusd.asp.aeries.net/student/>

Beverly Hills Unified School District



The image shows the Aeries Student Information System login page. At the top right, there is a language dropdown menu set to "English". In the center, the Aeries logo is displayed above the text "Student Information System". Below this, there is an "Email" input field. Under the input field is a red "NEXT" button. At the bottom, there is a link that says "Forgot Password?", which is highlighted with a yellow hand-drawn circle.

Click on the **Forgot Password?** Link



The image shows the "Step 1: Send Email Verification" screen. At the top right, there is a link "Return to Login Page". The main heading is "Step 1 Send Email Verification". Below this, it says "Please enter your email address into the field below:". There is an "Email Address:" label next to an empty input field. Below the input field, there is a yellow box containing an asterisk icon and the text: "A verification email will be sent to your email address from: aeriesportal@bhUSD.org". Below this, it says: "Before continuing, please add this email address to your contacts or safe senders list, to ensure you receive this email." At the bottom of the yellow box is a blue "Next" button.

Input your **Email Address** and click **Next**

Aeries Parent & Student Portal Password Reset

You have indicated that you have lost the password for your Aeries account. Please click the following link to go to a web page that will allow you to set a new password for your account.

[Click Here](#)

If the link above is not working , copy and paste the following URL into your web browser:

<https://beverlyhillsusd.asp.aeries.net/student/LostPassword.aspx?command=Reset>


The page will then ask you for the following information:

- Email Address: [REDACTED]
- Email Code: [REDACTED]

You will receive an email like the one above. Make is easy on yourself and copy and paste the Email Code.

[Return to Login Page](#)

Step 2 **Email Verification**

 A verification email has been sent to your email address from:
aeriesportal@bhUSD.org

Click the [Click Here](#) link provided in the email or copy and paste the Email Code into the field below

Email Address:


Email Code:

Next

Aeries Parent & Student Portal Password Reset

[Return to Login Page](#)

Final Step **Set New Password**

 Thank you for confirming your email address. You may now enter a new password for your account.

New Password:


ReType New Password:

Next

The system will then prompt you to choose a new password.

[Return to Login Page](#)

Complete

 Your password has been adjusted. You may now login to Aeries.

[Return to Login Page](#)

Click on **Return to Login Page**

You are now able to login with your new password