



Beverly Hills Unified School District

Bond and Construction Program



Monthly Report No. 024 – July 2024

- Program:

Bond Program
(Measure E, Measure BH)

- Location:

255 South Lasky Drive
Beverly Hills, CA 90212

- Owner:

Beverly Hills Unified School
District

- Architect(s) for Active Projects:

DLR Group
HMC Architects

- Bond Program Construction Manager:

Fonder-Salari, Inc.

- Project Inspector(s):

Pringle Group

- Testing & Special Inspection:

Leighton Consulting
RMA Group
Twining, Inc.

- Prepared by:

Kimberly Emerson
Joy Jacobs

PROGRAM DESCRIPTION

In 2008, the City of Beverly Hills passed **Measure E**, authorizing \$334 million in bonds to make seismic safety repairs, upgrade aging school buildings, and better protect students and staff from security risks and natural disasters.

In 2018, the City of Beverly Hills passed **Measure BH**, authorizing \$385 million in bonds to upgrade and replace inefficient heating, cooling and electrical systems, fix deteriorating restroom facilities and leaky roofs, and provide modern classroom science and technology equipment. Developer fees are also utilized for certain construction items, in addition to the Bond funds.

PROGRESS OF THE MONTH SNAPSHOT

During the month of July, the following activities took place or were in progress:

Program Budget

- Detailed accounting of all furniture and equipment purchases through Tangram for El Rodeo.
- Verified final billing numbers for El Rodeo project to determine amount of unused contingency.
- Assisted District in verifying budget projections for FY2025.

Committee/Board Meetings

- Prepared documentation for Board approval of unused contingency, to determine the extent of reduction of total contract.
- Prepared documentation for change order for work on flagpole and concrete monument construction at El Rodeo.

Bids/Requests for Proposal

- Bidding process for Additional Landscape at El Rodeo Elementary School complete. Garza Construction selected and will be recommended for award at the 8/7/24 board meeting.
- DSA Inspection Services Pool will be recommended for approval at the 8/7/24 board meeting.

Progress at Sites

- **BHHS B3/B4: B3:** Framing for Auditorium walls supporting framing nearly complete. Next Auditorium floor stage scheduled for early September. **B4:** Structural steel, wood framing, drywall, electrical, plumbing ongoing. Final shotcrete placement scheduled mid-September.
- **El Rodeo:** Monument sign and flagpole installed. Punchlist complete.
- **Beverly Vista MS:** Completed.
- **BHHS Upper Athletic Fields:** Erickson-Hall will readjust their cost estimate to reflect their submitted GMP for the project. Updated CD plans will be submitted to ensure design is within cost parameters.
- **BHHS Building C:** Contractor submitted cost estimate, schedule and logistics plan. Design plan for retaining walls submitted to DSA.
- **South Site-Athletic Fields & Parking Lot:** Backfill complete. Preparing for future development.
- **Swim Gym Boiler Project:** Held preconstruction meeting. Contractor mobilized to project site and began construction on new lines to boiler.
- **BHUSD Security Projects:** The Phase II Project RFPQ solicited to contractors. Five proposals received for Security Camera Design Services. District staff to be included in proposal review team.
- **Horace Mann:** Work underway, accommodating District & City summer programs. Pre-K New Play Structure: construction nearly complete. Pre-K Shade Structure: Footings dug, posts installed, ready for Aug. 7 concrete pour. Shade over existing Play Structure: Storm drain obstruction encountered while digging footing. Footing will be set deeper and posts will be extended to accommodate.

FONDER-SALARI TEAM

During the month of July, the Fonder-Salari, Inc. (FSI) negotiated with ProWest to obtain a credit of unused contingency amounts on the El Rodeo contract. The amount refunded to the District will be in excess of \$6 million.

The FSI team created a detailed accounting of all expenditures for the furniture and equipment at El Rodeo, to document that current spending stays within contract amount and to provide accounting for all invoices received and paid to Tangram.

FSI met with ProWest to determine the final contract amount for work at El Rodeo Elementary School. Per contract, any portion of the contingency that was not used during the project will be divided evenly between the Beverly Hills USD and the contractor.

FSI worked with the District to finalize the FY2025 project budgets, determining a realistic budget to set aside so as to cover all expenditures for the coming year and leave a realistic budget for the work to be done in future fiscal years. FSI also verified the current shortfall of funds needed to cover all remaining projects planned at Beverly Hills USD.

CURRENT PROJECTS (phase)

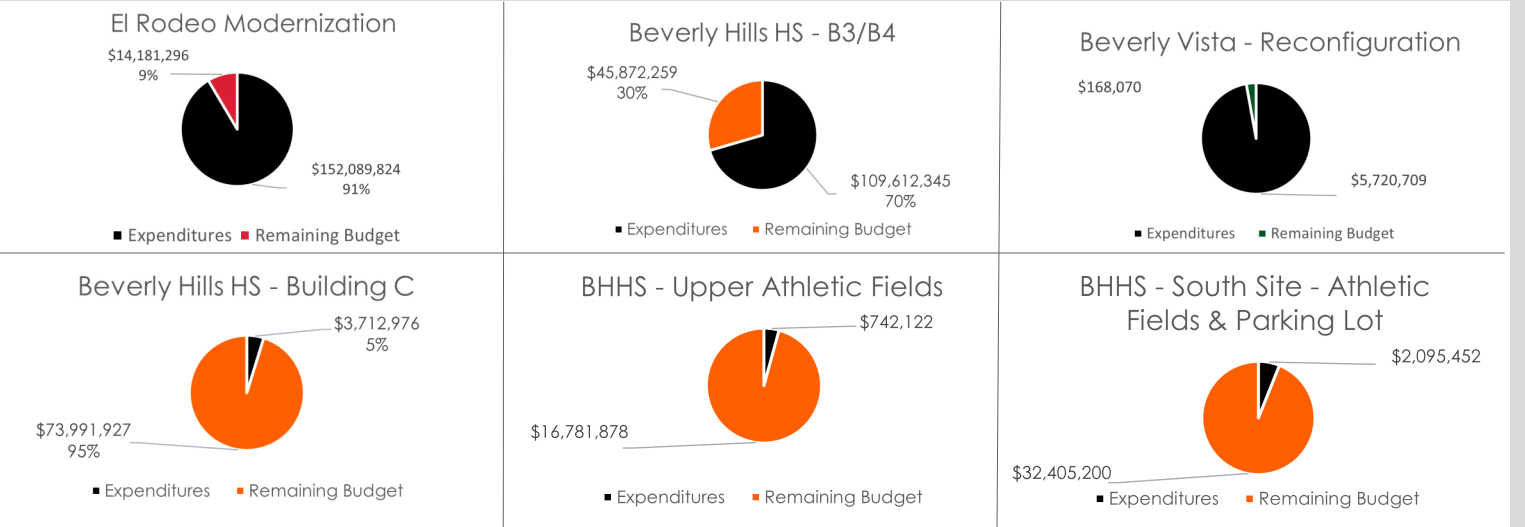
- **El Rodeo School Modernization (construction)**
- **Beverly Hills High School B3-B4 Modernization (construction)**
- **Beverly Hills High School Upper Athletic Fields (design)**
- **Beverly Hills HS Building C, Retaining Walls, & Drop-off Area (pre-construction)**
- **Beverly Vista Middle School — BulldogAid Center (close-out)**
- Beverly Hills High School South Site — Athletic Facilities (planning/design)
- Beverly Hills High School — Grand Lawn (planning/design)

FUTURE PROJECTS

- Bond Projects:**
- Construction Phase of BHHS Building C
 - Construction Phase of BHHS Grand Lawn
 - Construction Phase of BHHS South Site Athletic Facilities

EXPENDITURE VS. REMAINING BUDGET—PER PROJECT*

*Data as of 6/30/2024



PROGRAM—BUDGET AND EXPENDITURE

Funding Source	Total Funds	Total Budgeted Amount	Total Expended Amount	Percentage Expended	Remaining Cash at Hand	Remaining Unbudgeted Funds
Measure E	\$370,486,590.55	\$370,176,572.31	\$370,134,372.31	99.90%	\$352,218.24	\$310,018.24
Measure BH	\$399,494,706.75	\$441,239,456.98	\$238,814,341.39	59.78%	\$160,680,365.36	(\$41,744,750.23)
Developer Fees	\$5,638,969.82	\$5,530,090.46	\$5,530,090.46	98.07%	\$108,879.36	\$108,879.36
Developer Fees (90100)	\$6,833,111.11	\$5,012,310.33	\$4,358,998.96	63.79%	\$2,474,112.15	\$1,820,800.78
State Grants	\$16,228,065.66	\$30,000.00	\$17,500.00	0.11%	\$16,210,565.66	\$16,198,065.66
Total	\$798,681,443.89	\$821,988,430.08	\$618,855,303.12	\$3.22	\$179,826,140.77	(\$23,306,986.19)

CASH/INCOME SUMMARY

Funding Source	Interest	Deposits	Transfers In	Total Income	Transfers Out	Expenditures	Balance
Fund 21.2-00000 (Measure E)	\$14,997,856.58	\$341,718,620.40	\$13,770,113.57	\$370,486,590.55	\$0.00	(\$370,134,372.31)	\$352,218.24
Fund 25.0-00000 - Developer Fees	\$417,719.40	\$5,221,250.42	\$0.00	\$5,638,969.82	\$0.00	(\$5,530,090.46)	\$108,879.36
Fund 21.3 Measure BH	\$15,365,722.87	\$384,128,983.88	\$0.00	\$399,494,706.75	\$0.00	(\$238,814,341.39)	\$160,680,365.36
Fund 25.0-90100- Developer Fees	\$338,808.01	\$6,494,303.10	\$0.00	\$6,833,111.11	\$0.00	(\$4,358,998.96)	\$2,474,112.15
Fund 35.0-77100 - State Grants	\$0.00	\$16,228,065.66	\$0.00	\$16,228,065.66	\$0.00	(\$17,500.00)	\$16,210,565.66
Totals:	\$31,120,106.86	\$753,791,223.46	\$13,770,113.57	\$798,681,443.89	\$0.00	(\$618,855,303.12)	\$179,826,140.77

EXPENDITURE SUMMARY

Expenditure Category	Budget	Encumbered	Transfers Out	Expenditures	Budget Remaining ⓘ	Encumbered Balance ⓘ	
SITE	\$30,296,320.59	\$29,308,761.25	\$0.00	(\$29,308,761.25)	\$987,559.34	\$0.00	
PLANNING	\$137,260,310.26	\$120,396,904.42	\$0.00	(\$120,396,904.42)	\$16,863,405.84	\$0.00	
CONSTRUCTION	\$654,431,799.23	\$469,149,637.45	\$0.00	(\$469,149,637.45)	\$185,282,161.78	\$0.00	
SAVINGS	\$0.00	\$0.00	\$0.00	\$0.00	\$0.00	\$0.00	
RELOCATION ASSISTANCE	\$0.00	\$0.00	\$0.00	\$0.00	\$0.00	\$0.00	
NON-STATE ELIGIBLE	\$0.00	\$0.00	\$0.00	\$0.00	\$0.00	\$0.00	
Totals:	\$821,988,430.08	\$618,855,303.12	\$0.00	(\$618,855,303.12)	\$203,133,126.96	\$0.00	

PROGRAM RISKS

- **Availability of funds:** Based on the recent project estimates, available funds are insufficient to cover all future projects.
- **Future projects timeline:** FSI Team is exploring options to optimize the priority, start, phasing, and duration for future projects, to minimize the impact of the cost escalations.
- **Reconfiguration and Value Engineering of Future Projects:** Design and approval duration may cause additional duration, potential escalation for overall program
- **DTSC approval:** Receiving approval from DTSC for Upper Athletic Field and Building C may impact timelines for future projects.
- **AQMD Variance:** AQMD Variance for hauling off dirt and transportation during normal day shift working hours needed to avoid additional cost .

BUDGET PER PROJECT—ACTIVE PROJECTS

	Budget per Project
Beverly Hills High School—B3/B4	\$155,484,604.00
El Rodeo Modernization	\$168,031,238.21
Beverly Vista Middle School—Reconfiguration	\$5,890,178.25
Beverly Hills HS—Upper Athletic Fields	\$16,800,243.41
Beverly Hills HS—Building C	\$76,774,031.32
Beverly Hills HS—South Site—Athletic Fields & Parking Lot	\$34,500,652.00
TOTAL:	\$457,480,947.19

NEXT MONTH ACTIVITIES

- Request for Proposal/Bids:**
- Selection of Engineer for Security Camera Design Services
 - Procurement for El Rodeo ES Soccer Netting and Installation
 - Procurement for El Rodeo ES Ball Wall Repair
- Program Budgets:**
- Closeout Tangram contract and resolve all open invoices.
 - Update all budgets after establishment of FY2025 purchase orders.
- Planning for Future Projects:**
- Prepare study session budget materials, detailing additional District-requested expenses and savings FSI has negotiated.

MONTHLY EXPENSES PER PROJECT **Data as of 6/30/2024*

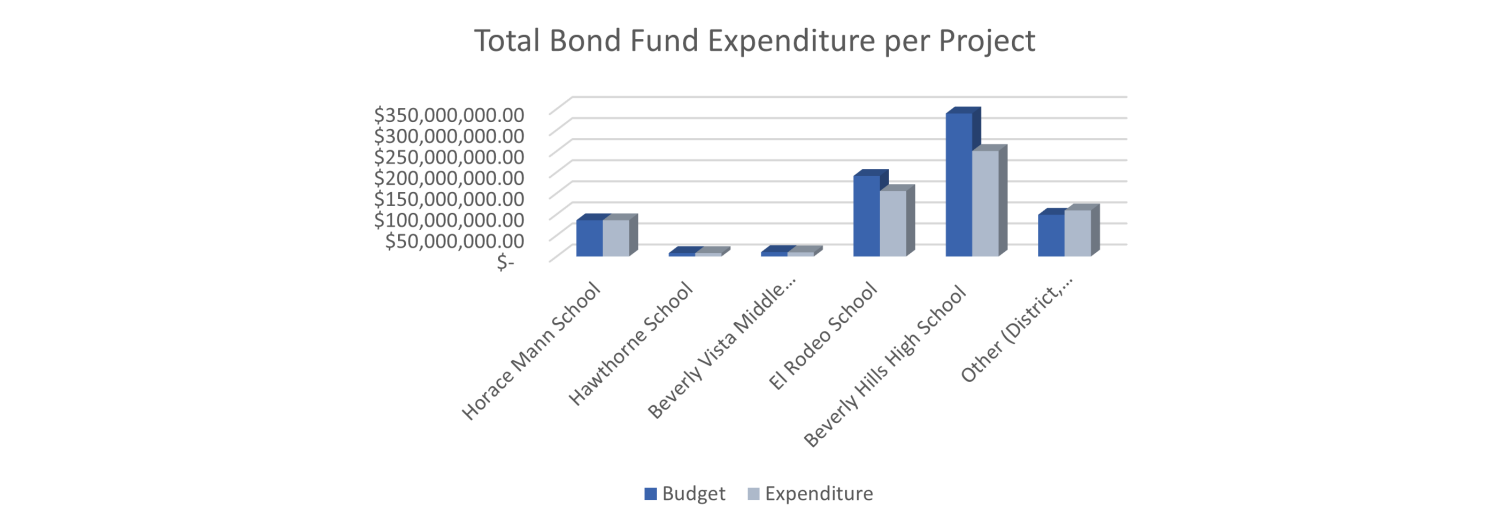
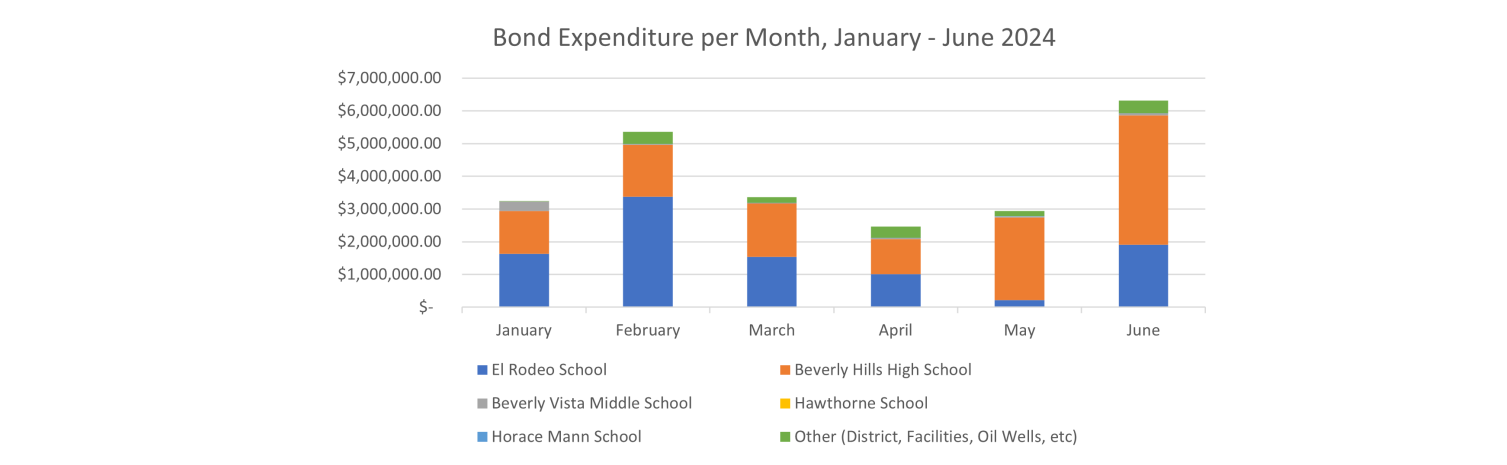
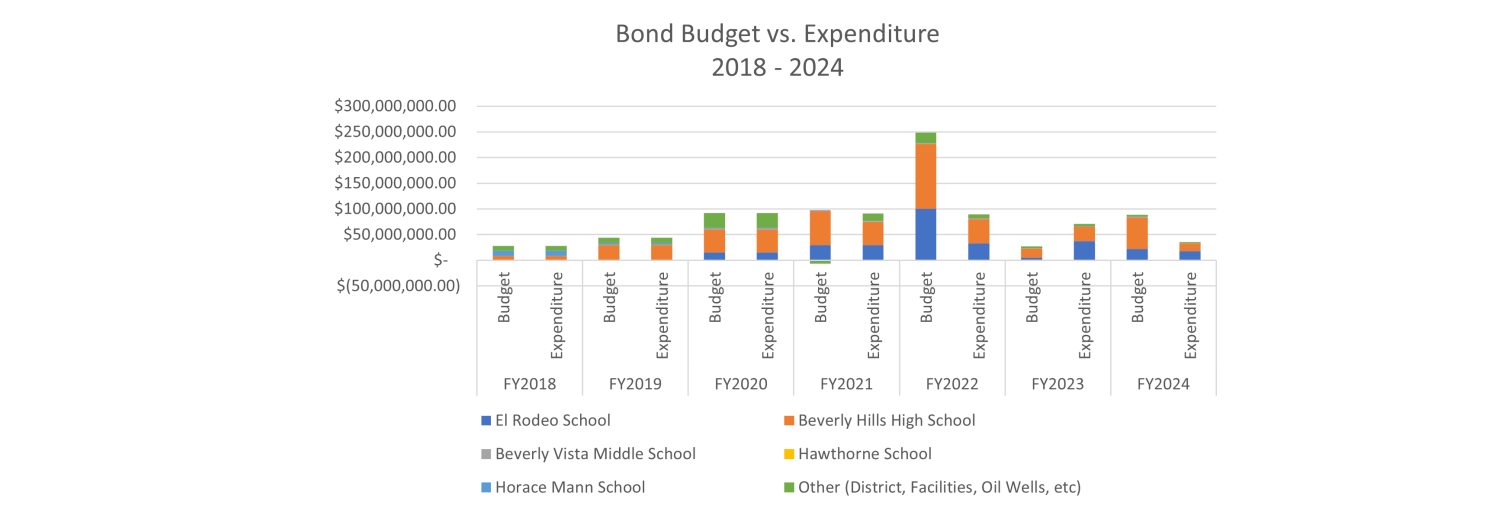
	Monthly Expenditure per Project
Beverly Hills High School—B3/B4	\$1,786,111.65
El Rodeo Modernization	\$1,909,296.01
Beverly Vista Middle School—Reconfiguration	\$69,600.07
Beverly Hills HS—Upper Athletic Fields	\$364,413.06
Beverly Hills HS—Building C	\$1,388,837.25
BHHS—South Site—Athletic Fields & Parking Lot	\$117,654.88
TOTAL:	\$5,635,912.92

TOTAL ACTIVE CONTRACTS—ENCUMBRANCE PER YEAR

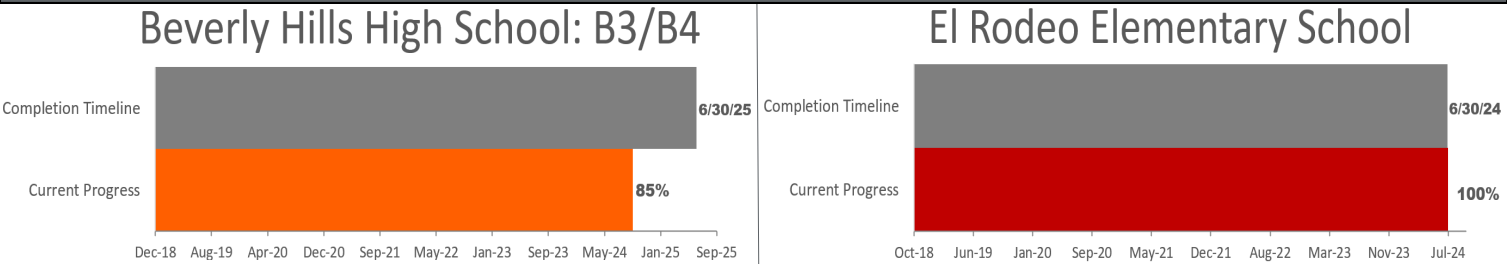
	<u>July 2016—June 2017</u>
El Rodeo Modernization	\$5,089,014.31
	<u>July 2017—June 2018</u>
El Rodeo Modernization	\$1,132,971.32
	<u>July 2018—June 2019</u>
Beverly Hills High School—B3/B4	\$2,245,902.11
El Rodeo Modernization	\$596,348.10
Beverly Vista Middle School—Reconfiguration	\$619,820.68
	<u>July 2019—June 2020</u>
Beverly Hills High School—B3/B4	\$19,401,316.40
El Rodeo Modernization	\$15,101,809.86
Beverly Vista Middle School—Reconfiguration	\$1,287,895.88
	<u>July 2020—June 2021</u>
Beverly Hills High School—B3/B4	\$22,913,844.67
Beverly Hills High School—South Site (Amendment 8)	\$2,559,021.44
El Rodeo Modernization	\$29,787,858.54
Beverly Vista Middle School—Reconfiguration	\$1,096,597.00
	<u>July 2021—June 2022</u>
Beverly Hills High School—B3/B4	\$31,013,282.07
Beverly Hills High School—South Site (Amendment 8)	\$6,414,010.77
Beverly Hills High School—Venoco Water Leak Cleanup	\$2,567,516.31
El Rodeo Modernization	\$33,352,645.53
Beverly Vista Middle School—Reconfiguration	\$1,680,214.47
	<u>July 2022—June 2023</u>
Beverly Hills High School—B3/B4	\$20,898,183.26
Beverly Hills High School—South Site (Amendment 8)	\$6,823,065.88
Beverly Hills High School—Venoco Water Leak Cleanup	\$1,160,867.65
El Rodeo Modernization	\$37,185,790.25
Beverly Vista Middle School—Reconfiguration	\$27,576.33
	<u>July 2023—June 2024</u>
Beverly Hills High School—B3/B4	\$13,139,816.39
El Rodeo Modernization	\$19,908,823.72
Beverly Vista Middle School—Reconfiguration	\$1,008,604.32
Beverly Hills High School - Building C, Retaining Walls & New Drop-Off Area	\$1,588,073.10
BHHS-South Site-Athletic Fields & Parking Lot	\$2,094,800.02
BHHS—Upper Athletic Fields	\$742,122.39

BOND BUDGET STATUS UPDATE

*Data as of 6/30/2024



PROJECT PROGRESSION



BOND PROGRAM PROJECTS — PROGRESS PHOTOS

