



Beverly Hills Unified School District

Bond and Construction Program



Monthly Report No. 023– June 2024

- Program:

Bond Program
(Measure E, Measure BH)

- Location:

255 South Lasky Drive
Beverly Hills, CA 90212

- Owner:

Beverly Hills Unified School
District

- Architect(s) for Active Projects:

DLR Group
HMC Architects

- Bond Program Construction Manager:

Fonder-Salari, Inc.

- Project Inspector(s):

Pringle Group

- Testing & Special Inspection:

Leighton Consulting
RMA Group
Twining, Inc.

- Prepared by:

Kimberly Emerson
Joy Jacobs

PROGRAM DESCRIPTION

In 2008, the City of Beverly Hills passed **Measure E**, authorizing \$334 million in bonds to make seismic safety repairs, upgrade aging school buildings, and better protect students and staff from security risks and natural disasters.

In 2018, the City of Beverly Hills passed **Measure BH**, authorizing \$385 million in bonds to upgrade and replace inefficient heating, cooling and electrical systems, fix deteriorating restroom facilities and leaky roofs, and provide modern classroom science and technology equipment. Developer fees are also utilized for certain construction items, in addition to the Bond funds.

PROGRESS OF THE MONTH SNAPSHOT

During the month of June, the following activities took place or were in progress:

Program Budget

- Updated Purchase Order carry-over amounts for FY2025.
- Updated cashflow projections for the remainder of all projects, according to current data.
- Reviewed billings for design of South Site and Grand Lawn and requested appropriate splits of billings between projects for all FY2024 billings

Committee/Board Meetings

- Per District request, \$200,000 was diverted from future projects to supply additional furniture for El Rodeo Elementary School.
- Prepared documentation for Board approval of soccer netting for El Rodeo, as required for AYSO updates to field.

Bids/Requests for Proposal

- Qualifications packages received and under review for DSA Inspection Services. Pool to be recommended to Board at 8/7/24 meeting.
- Proposals received for District-wide Security Camera Design Services. Proposals under review and selected candidate to be recommended to Board at 8/7/24 meeting.

Progress at Sites

- **BHHS B3/B4:** Two concrete placements took place along with continued structural steel installation. Salter's Theater and Auditorium ceiling acoustical cloud metal stud framing, mechanical, electrical, plumbing and fire sprinkler rough-ins continued.
- **El Rodeo:** Flagpole and monument construction started. Punch list walk pending.
- **Beverly Vista MS:** In close-out.
- **BHHS Upper Athletic Fields:** District received 100% Design Documents and updated cost estimate. Meeting scheduled to discuss design & updated cost estimate, which exceeds current GMP.
- **BHHS Building C:** Revised plans submitted to DSA. Swinerton performed job walk and provided their initial construction budget.
- **South Site-Athletic Fields & Parking Lot:** Backfill complete. Preparing for future development.
- **Swim Gym Boiler Project:** Design phase nearly complete, submittals approved, Pacific West submitted project drawings for review. Minor electrical corrections needed. District approval requested. On-site work planned to start mid-July.
- **BHUSD Security Projects:** The Phase II Project RFPQ solicited to contractors. Five proposals received for Security Camera Design Services. District staff to be included in proposal review team.
- **Horace Mann:** Construction start dates: Pre-K shade and new playground on July 8, existing playground shade on July 15. All work scheduled for completion before school year begins.

FONDER-SALARI TEAM ACTIVITIES OF THE MONTH

During the month of June, the Fonder-Salari, Inc. (FSI) team met to update the cashflow report based on the latest expenditures and schedules. FSI delivered the updated report to the District.

FSI met with the El Rodeo ES Transition Team to discuss the request for additional furniture. After the Transition Team laid out the need for the requested items, FSI assisted in preparing the documentation for presentation to the Board to have this request approved.

FSI reviewed all purchase order carry-over amounts for FY2025 to ensure amounts reflected most recent invoicing status. Carry-over amounts were updated when necessary.

FSI reviewed the design billings for the South Site and Grand Lawn projects and worked with District personnel to maintain an accurate split of the costs between the two projects. This will ensure a smoother audit process on both projects.

CURRENT PROJECTS (phase)

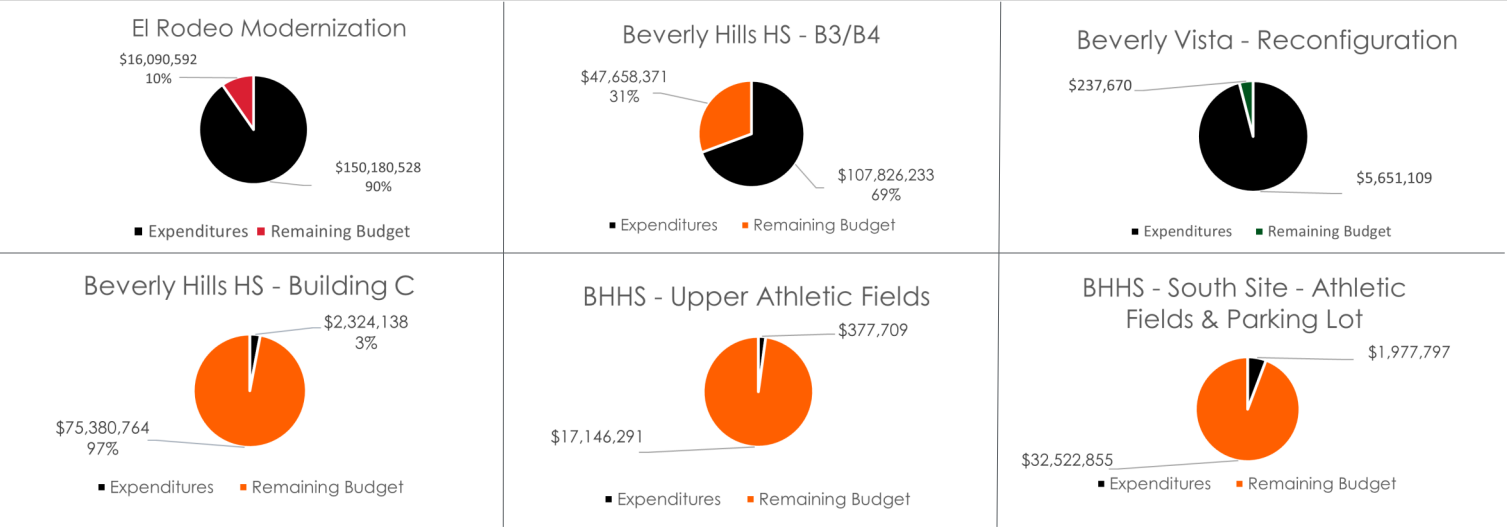
- **El Rodeo School Modernization (construction)**
- **Beverly Hills High School B3-B4 Modernization (construction)**
- **Beverly Hills High School Upper Athletic Fields (design)**
- **Beverly Hills HS Building C, Retaining Walls, & Drop-off Area (pre-construction)**
- **Beverly Vista Middle School — BulldogAid Center (close-out)**
- Beverly Hills High School South Site — Athletic Facilities (planning/design)
- Beverly Hills High School — Grand Lawn (planning/design)

FUTURE PROJECTS

- Bond Projects:**
- Construction Phase of BHHS Building C
 - Construction Phase of BHHS Grand Lawn
 - Construction Phase of BHHS South Site Athletic Facilities

EXPENDITURE VS. REMAINING BUDGET—PER PROJECT*

*Data as of 5/31/2024



PROGRAM—BUDGET AND EXPENDITURE

Funding Source	Total Funds	Total Budgeted Amount	Total Expended Amount	Percentage Expended	Remaining Cash at Hand	Remaining Unbudgeted Funds
Measure E	\$370,486,590.55	\$370,176,572.31	\$370,134,372.31	99.90%	\$352,218.24	\$310,018.24
Measure BH	\$399,494,706.75	\$441,098,982.66	\$232,605,804.87	58.23%	\$166,888,901.88	(\$41,604,275.91)
Developer Fees	\$5,638,969.82	\$5,499,373.46	\$5,504,373.46	97.61%	\$134,596.36	\$139,596.36
Developer Fees (90100)	\$6,504,653.71	\$4,539,419.16	\$4,281,139.44	65.82%	\$2,223,514.27	\$1,965,234.55
State Grants	\$16,228,065.66	\$30,000.00	\$17,500.00	0.11%	\$16,210,565.66	\$16,198,065.66
Total	\$798,352,986.49	\$821,344,347.59	\$612,543,190.08	\$3.22	\$185,809,796.41	(\$22,991,361.10)

CASH/INCOME SUMMARY

Funding Source	Interest	Deposits	Transfers In	Total Income	Transfers Out	Expenditures	Balance
Fund 21.2-00000 (Measure E)	\$14,997,856.58	\$341,718,620.40	\$13,770,113.57	\$370,486,590.55	\$0.00	(\$370,134,372.31)	\$352,218.24
Fund 25.0-00000 - Developer Fees	\$417,719.40	\$5,221,250.42	\$0.00	\$5,638,969.82	\$0.00	(\$5,504,373.46)	\$134,596.36
Fund 21.3 Measure BH	\$15,365,722.87	\$384,128,983.88	\$0.00	\$399,494,706.75	\$0.00	(\$232,605,804.87)	\$166,888,901.88
Fund 25.0-90100- Developer Fees	\$338,808.01	\$6,165,845.70	\$0.00	\$6,504,653.71	\$0.00	(\$4,281,139.44)	\$2,223,514.27
Fund 35.0-77100 - State Grants	\$0.00	\$16,228,065.66	\$0.00	\$16,228,065.66	\$0.00	(\$17,500.00)	\$16,210,565.66
Totals:	\$31,120,106.86	\$753,462,766.06	\$13,770,113.57	\$798,352,986.49	\$0.00	(\$612,543,190.08)	\$185,809,796.41

EXPENDITURE SUMMARY

Expenditure Category	Budget	Encumbered	Transfers Out	Expenditures	Budget Remaining ⓘ	Encumbered Balance ⓘ	
SITE	\$30,273,121.95	\$29,633,486.20	\$0.00	(\$29,222,577.30)	\$639,635.75	\$410,908.90	
PLANNING	\$137,052,973.38	\$127,945,596.21	\$0.00	(\$118,136,415.79)	\$9,107,377.17	\$9,809,180.42	
CONSTRUCTION	\$654,018,252.26	\$507,809,560.17	\$0.00	(\$465,184,196.99)	\$146,208,692.09	\$42,625,363.18	
SAVINGS	\$0.00	\$0.00	\$0.00	\$0.00	\$0.00	\$0.00	
RELOCATION ASSISTANCE	\$0.00	\$0.00	\$0.00	\$0.00	\$0.00	\$0.00	
NON-STATE ELIGIBLE	\$0.00	\$0.00	\$0.00	\$0.00	\$0.00	\$0.00	
Totals:	\$821,344,347.59	\$665,388,642.58	\$0.00	(\$612,543,190.08)	\$155,955,705.01	\$52,845,452.50	

PROGRAM RISKS

- **Availability of funds:** Based on the recent project estimates, available funds are insufficient to cover all future projects.
- **Future projects timeline:** FSI Team is exploring options to optimize the priority, start, phasing, and duration for future projects, to minimize the impact of the cost escalations.
- **Reconfiguration and Value Engineering of Future Projects:** Design and approval duration June cause additional duration, potential escalation for overall program
- **DTSC approval:** Receiving approval from DTSC for Upper Athletic Field and Building C June impact timelines for future projects.
- **AQMD Variance:** AQMD Variance for hauling off dirt and transportation during normal day shift working hours needed to avoid additional cost .

BUDGET PER PROJECT—ACTIVE PROJECTS

	Budget per Project
Beverly Hills High School—B3/B4	\$155,484,604.00
El Rodeo Modernization	\$167,697,329.82
Beverly Vista Middle School—Reconfiguration	\$5,884,790.46
Beverly Hills HS—Upper Athletic Fields	\$16,800,243.41
Beverly Hills HS—Building C	\$76,774,031.32
Beverly Hills HS—South Site—Athletic Fields & Parking Lot	\$34,500,652.00
TOTAL:	\$457,141,651.01

NEXT MONTH ACTIVITIES

- Request for Proposal/Bids:**
- Selection of DSA Inspection Services Pool
 - Selection of Engineer for Security Camera Design Services
 - Procurement of El Rodeo ES Soccer Netting and Installation
 - Procurement of El Rodeo ES Additional Kindergarten Landscaping
- Program Budgets:**
- Close FY2024 accounts and create purchase orders for FY2025.
 - Review budget to account for additional El Rodeo furniture & increase to El Rodeo budget.
- Planning for Future Projects:**
- Close FY2024 accounts and create purchase orders for FY2025.
 - Determine GMP for Building C construction.

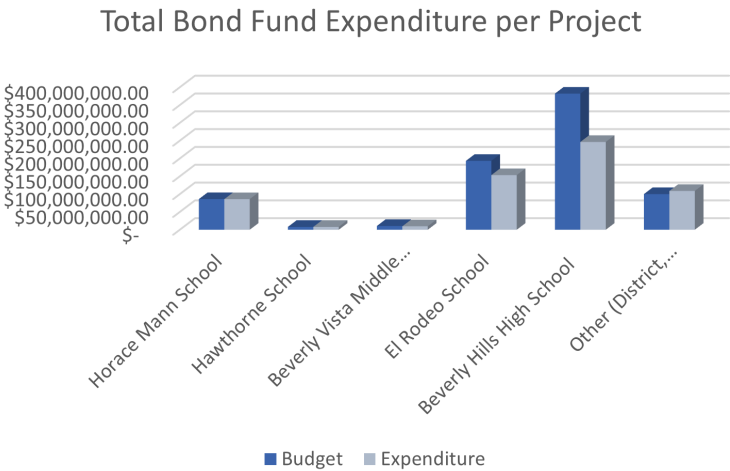
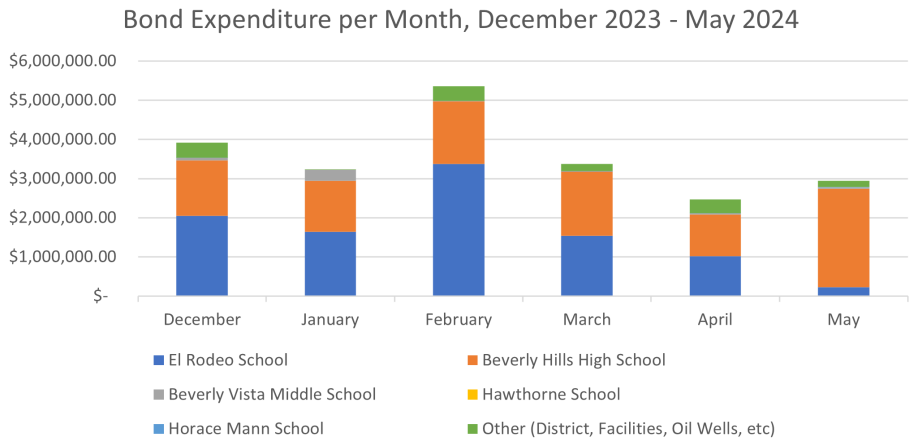
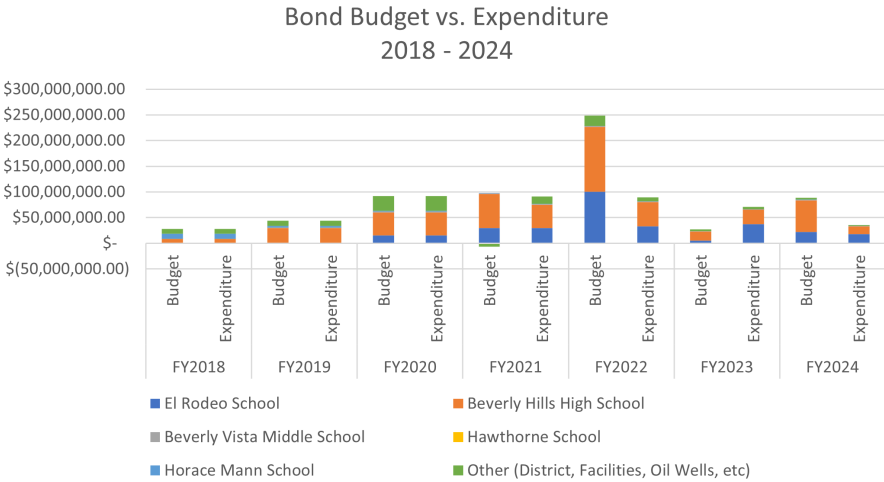
MONTHLY EXPENSES PER PROJECT **Data as of 5/31/2024*

	Monthly Expenditure per Project
Beverly Hills High School—B3/B4	\$1,336,208.32
El Rodeo Modernization	\$226,617.51
Beverly Vista Middle School—Reconfiguration	\$26,927.15
Beverly Hills HS—Upper Athletic Fields	\$324,467.28
Beverly Hills HS—Building C	\$44,585.25
BHHS—South Site—Athletic Fields & Parking Lot	\$784,417.65
TOTAL:	\$2,743,223.16

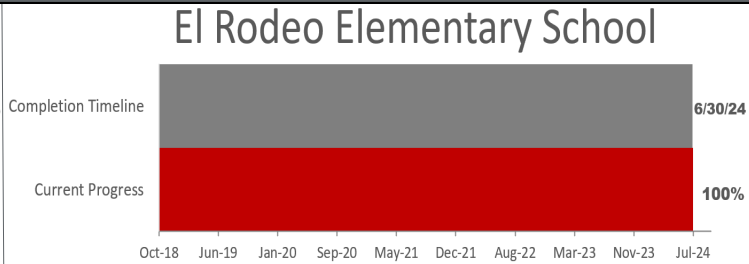
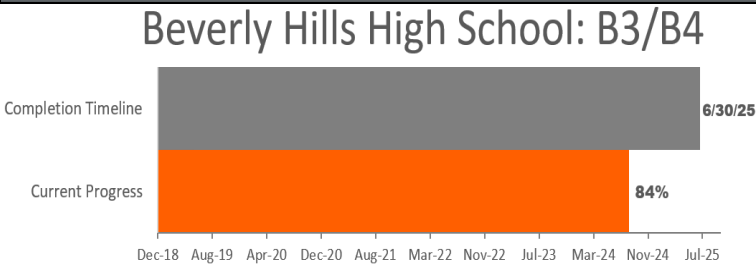
TOTAL ACTIVE CONTRACTS—ENCUMBRANCE PER YEAR

	July 2016—June 2017
El Rodeo Modernization	\$5,089,014.31
	July 2017—June 2018
El Rodeo Modernization	\$1,132,971.32
	July 2018—June 2019
Beverly Hills High School—B3/B4	\$2,245,902.11
El Rodeo Modernization	\$596,348.10
Beverly Vista Middle School—Reconfiguration	\$619,820.68
	July 2019—June 2020
Beverly Hills High School—B3/B4	\$19,401,316.40
El Rodeo Modernization	\$15,101,809.86
Beverly Vista Middle School—Reconfiguration	\$1,287,895.88
	July 2020—June 2021
Beverly Hills High School—B3/B4	\$22,913,844.67
Beverly Hills High School—South Site (Amendment 8)	\$2,559,021.44
El Rodeo Modernization	\$29,787,858.54
Beverly Vista Middle School—Reconfiguration	\$1,096,597.00
	July 2021—June 2022
Beverly Hills High School—B3/B4	\$31,013,282.07
Beverly Hills High School—South Site (Amendment 8)	\$6,414,010.77
Beverly Hills High School—Venoco Water Leak Cleanup	\$2,567,516.31
El Rodeo Modernization	\$33,352,645.53
Beverly Vista Middle School—Reconfiguration	\$1,680,214.47
	July 2022—June 2023
Beverly Hills High School—B3/B4	\$20,898,183.26
Beverly Hills High School—South Site (Amendment 8)	\$6,823,065.88
Beverly Hills High School—Venoco Water Leak Cleanup	\$1,160,867.65
El Rodeo Modernization	\$37,185,790.25
Beverly Vista Middle School—Reconfiguration	\$27,576.33
	July 2023—June 2024
Beverly Hills High School—B3/B4	\$35,711,188.99
El Rodeo Modernization	\$22,129,607.51
Beverly Vista Middle School—Reconfiguration	\$1,176,674.01
Beverly Hills High School - Building C, Retaining Walls & New Drop-Off Area	\$4,163,062.89
BHHS-South Site-Athletic Fields & Parking Lot	\$4,949,814.40
BHHS—Upper Athletic Fields	\$14,295,799.00


BOND BUDGET STATUS UPDATE **Data as of 5/31/2024*



PROJECT PROGRESSION



BOND PROGRAM PROJECTS — PROGRESS PHOTOS



Beverly Hills High School B3/34



Beverly Hills High School B3/34



El Rodeo Elementary School



El Rodeo Elementary School



Horace Mann Elementary School



BHHS Upper Athletic Fields Site